

## PRODUCT OVERVIEW

- MERV 11, 14, 15, 16 and FP-R (98% DOP) - wet-laid micro-fiberglass media
- MERV 11, 14, 15 - gradient density synthetic media
- Available options are side gasketing, metal double header, and full metal wrap
- Max Temperature - 150°F
- Ideal for use in
  - Commercial/Industrial
  - Health Care/Government Facilities
  - Desert/Marine Installations
  - Schools/Universities
  - Airports
  - Turbine Applications for synthetic media



## FP and FP-S MINI-PLEAT

### WHY THE FP or FP-S MINI-PLEAT?

- Design incorporates 193 square feet of high efficiency fiberglass media and 150 square feet of synthetic media within a 24x24x12 frame increasing dust holding capacity and filter life
- Low pressure drop results in significant energy savings
- Rigid construction allows it to withstand many unfavorable conditions especially variable air volume (VAV) systems and 100% relative humidity
- High impact plastic frame creates an exceptionally strong lightweight filter
- Built-in handle\* eases transportation and installation
- Dual direction fiberglass media for front or reverse mount installations
- Maximum flow rate of 750 fpm
- Sustainable component for a LEED/Green Building initiative
- Environmentally friendly
  - No metal corrosion
  - Fully incinerable
  - Reduces landfill waste

\* patent #6,955,696

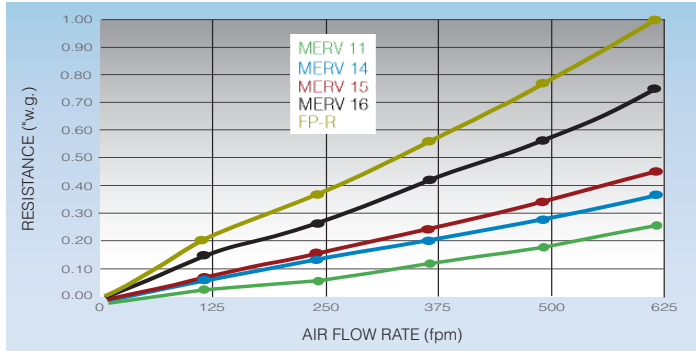


# FP and FP-S MINI-PLEAT

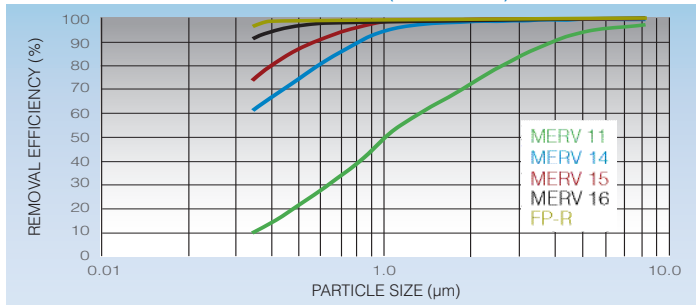
FP PERFORMANCE DATA (24 x 24 x 12)

MEDIA	MERV	INITIAL RESISTANCE (*w.g.)			FINAL RESISTANCE (*w.g.)
		375 fpm	500 fpm	625 fpm	
Fiberglass	11	0.11	0.18	0.26	2.0
	14	0.20	0.28	0.37	2.0
	15	0.24	0.34	0.45	2.0
	16	0.41	0.57	0.75	2.0
	FP-R	0.56	0.77	1.00	2.0

FP – INITIAL RESISTANCE (24 x 24 x 12)



FP – MINIMUM REMOVAL EFFICIENCY (24 x 24 x 12)



PRODUCT DATA

FP (FIBERGLASS MEDIA) – PART NUMBER					NOMINAL SIZE (H" x W" x D")	ACTUAL SIZE (H" x W" x D")	APPROX. WEIGHT (LBS.)	MEDIA AREA (SQ. FT.)
MERV 11	MERV 14	MERV 15	MERV 16	MERV 16 (FP-R)				
40016-P	40039-P	40069-P	40093-P	40117-P	12 x 24 x 12	11 3/8 x 23 3/8 x 11 1/2	5.7	97
40213-P	40156-P	40068-P	40345-P	40346-P	20 x 20 x 12	19 3/8 x 19 3/8 x 11 1/2	8.4	120
40010-P	40033-P	40058-P	40087-P	40111-P	20 x 24 x 12	19 3/8 x 23 3/8 x 11 1/2	9.4	162
40001-P	40023-P	40046-P	40077-P	40102-P	24 x 24 x 12	23 3/8 x 23 3/8 x 11 1/2	11.0	193

FP-S (SYNTHETIC MEDIA) – PART NUMBER			NOMINAL SIZE (H" x W" x D")	ACTUAL SIZE (H" x W" x D")	APPROX. WEIGHT (LBS.)	MEDIA AREA (SQ. FT.)
MERV 11	MERV 14	MERV 15				
42500	42506	42209	12 x 24 x 12	11 3/8 x 23 3/8 x 11 1/2	5.0	63
-	761533-P	763186-P	20 x 20 x 12	19 3/8 x 19 3/8 x 11 1/2	7.0	87
42502	42508	42207	20 x 24 x 12	19 3/8 x 23 3/8 x 11 1/2	8.3	118
45203	42509	42205	24 x 24 x 12	23 3/8 x 23 3/8 x 11 1/2	10.0	150

ENGINEERING SPECIFICATIONS

1.0 General

- Filters shall be Aerostar® FP and FP-S Mini-Pleat filters as manufactured by Filtration Group.
- Filters shall be available in depths of 12" only.
- Underwriters Laboratories classified to UL 900.
- Filters are manufactured by an ISO 9001 registered company.

2.0 Filter Materials of Construction

- Media shall be wet-laid micro-fiberglass or gradient density synthetic media with hot melt or string separators to maintain pleat uniformity and spacing.
- Frame shall be a high impact plastic with built in header on top and bottom.
- Media shall be adhered and sealed to frame with polyurethane to prevent by-pass.
- Frame shall have slopes to allow for moisture and water drainage.

- Filter frames shall have preformed locations for both prefilter clips and final filter clips to be attached.
- Filter frames shall have preformed handles on the air leaving side to aid in installation and to reduce the chances of media damage due to handling.

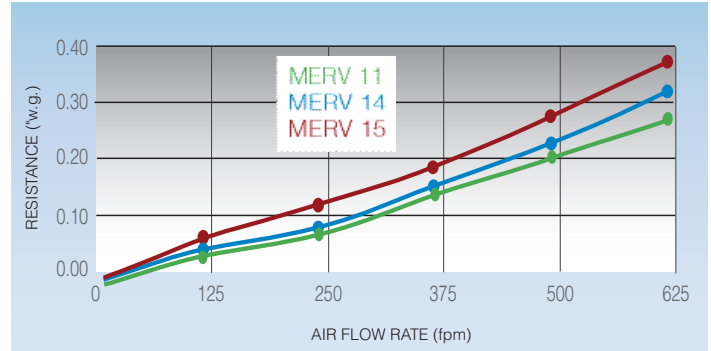
3.0 Filter Performance

- Filters shall be available as MERV 11, 14, 15, 16 or R for fiberglass media and MERV 11, 14 or 15 for synthetic media as desired by end user when tested in accordance with the ASHRAE 52.2 Test Standard.
- For initial resistance of filters, see Performance Data chart above.
- Filter shall be rated to withstand a continuous operating temperature up to 150°F.
- Filters shall have a recommended final resistance of 2.0" w.g.

FP-S PERFORMANCE DATA (24 x 24 x 12)

MEDIA	MERV	INITIAL RESISTANCE (*w.g.)			FINAL RESISTANCE (*w.g.)
		375 fpm	500 fpm	625 fpm	
Synthetic	11	0.13	0.20	0.28	2.0
	14	0.14	0.22	0.31	2.0
	15	0.19	0.28	0.38	2.0

FP-S – INITIAL RESISTANCE (24 x 24 x 12)



FP-S – MINIMUM REMOVAL EFFICIENCY (24 x 24 x 12)

